

Scaled data based on original data using
LM-79-08 Approved Method: Electrical and Photometric Measurements of Solid-
State Lighting Products

Test Report Prepared for
Cooper Lighting Solutions
(formerly Eaton)

Brand: INVUE

Report Number: P141437

Luminaire Tested: **EMM-F02-LED-E1-SLL-7060**

Issue Date: 03/03/2020

Test Information

Test Method: LM-79-08
Report Number: P141437
REPORT IS SCALED FROM IESNA LM-79-08 TEST DATA (P33693)
Test Lab: INNOVATION CENTER-P3
Issue Date: 03/03/2020
Manufacturer: COOPER LIGHTING SOLUTIONS (FORMERLY EATON)
Product Line: INVUE
Catalog Number: EMM-F02-LED-E1-SLL-7060
Description: EPIC MODERN MEDIUM DECORATIVE LED LUMINAIRE
(2) LIGHTBARS WITH AccuLED OPTICS - 90° SPILL LIGHT ELIMINATOR LEFT
Light Source: (14) 5700K CCT, 70 CRI LEDs
Ballast/Driver: -

Summary

Lumens per Lamp: N/A
Luminaire Lumens: 4431.1 lumens
Efficiency: N/A
Efficacy: 80.6 lumens/watt
Luminous Opening: Rectangular (W 0.33' x L: 1' x H: 0')
IES Classification: Type IV - Short - Non-Cutoff
BUG Rating: B1 - U0 - G2

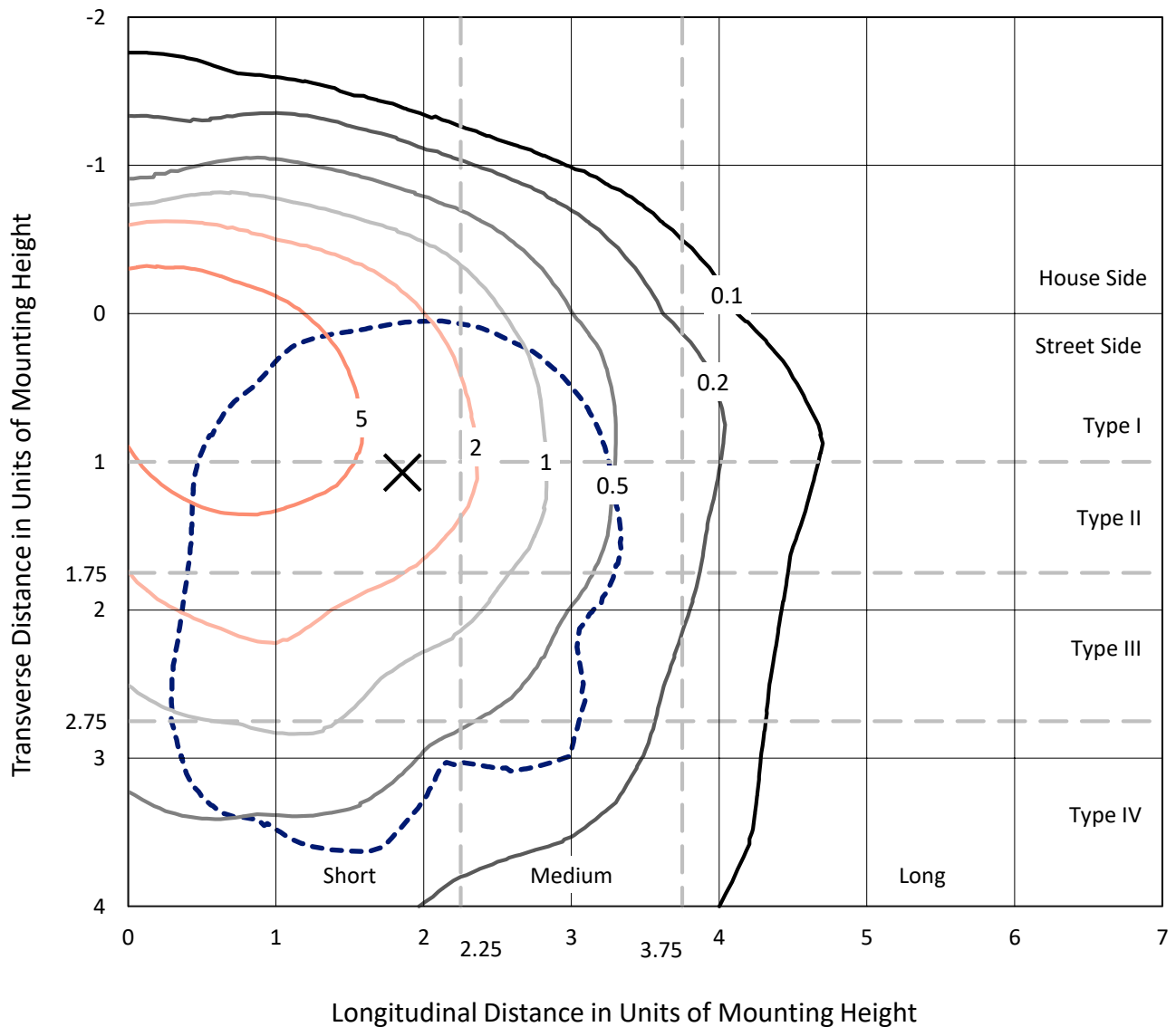
Input Watts (W): 55
Input Voltage (V): NR
Input Current (Ain): NR
Voltage Rise (V): NR
Power Factor: NR
Total Harmonic Distortion (THDi): NR
Frequency (hertz): 60
Stabilization Time: NR
Operation Time: NR
Ambient Temperature (°C): NR
Test Distance: 25 FT



REPORT NUMBER: P141437
 CATALOG NUMBER: EMM-F02-LED-E1-SLL-7060

Iso-Footcandle Lines of Horizontal Illumination

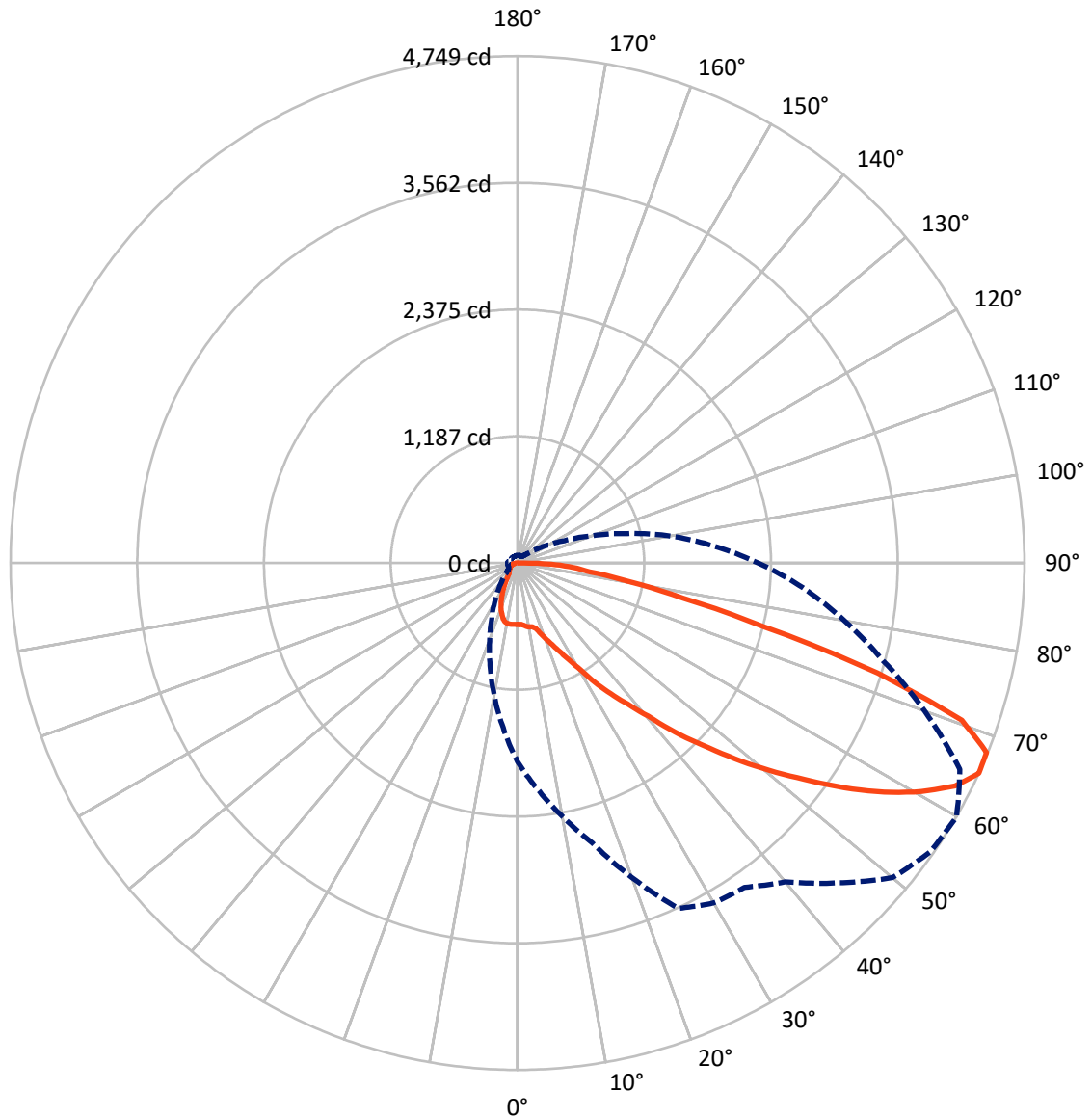
× Max cd
 - - - 1/2 Max cd



Based on 10 foot mounting height. Maximum calculated value = 9.4 fc
 Type IV - Short - Non-Cutoff

REPORT NUMBER: P141437
CATALOG NUMBER: EMM-F02-LED-E1-SLL-7060

Luminous Intensity Polar Plot



— Vertical Plane Through 60-Deg Lateral - - - Horizontal Cone Through 65-Deg Vertical

REPORT NUMBER: P141437

CATALOG NUMBER: EMM-F02-LED-E1-SLL-7060

FLUX DISTRIBUTION:

		Downward	Upward	Total
House Side	Lumens	821.9	0.0	821.9
	% Fixture	18.5	0.0	18.5
Street Side	Lumens	3609.2	0.0	3609.2
	% Fixture	81.5	0.0	81.5
Total	Lumens	4431.1	0.0	4431.1
	% Fixture	100.0	0.0	100.0

ZONAL LUMENS:

Zone	Lumens	% Fixture
0°-10°	55.7	1.3
10°-20°	167.4	3.8
20°-30°	278.1	6.3
30°-40°	406.5	9.2
40°-50°	618.4	14.0
50°-60°	888.8	20.1
60°-70°	1092.8	24.7
70°-80°	731.1	16.5
80°-90°	192.3	4.3
90°-100°	0.0	0.0
100°-110°	0.0	0.0
110°-120°	0.0	0.0
120°-130°	0.0	0.0
130°-140°	0.0	0.0
140°-150°	0.0	0.0
150°-160°	0.0	0.0
160°-170°	0.0	0.0
170°-180°	0.0	0.0
0°-90°	4431.1	100.0
0°-180°	4431.1	100.0

Coefficient of Utilization



REPORT NUMBER: P141437

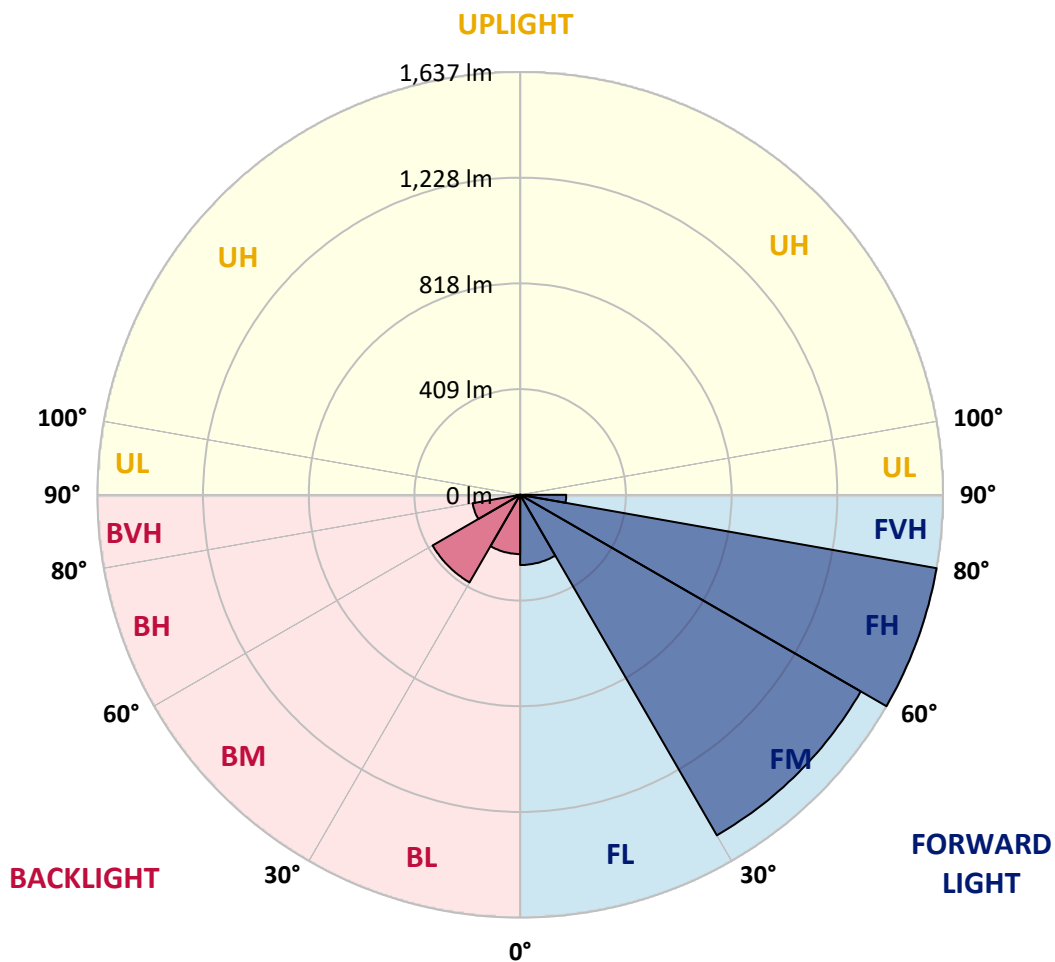
CATALOG NUMBER: EMM-F02-LED-E1-SLL-7060

LUMINAIRE CLASSIFICATION SYSTEM LUMEN TABLE AND BUG RATING:

Zone		Lumens	% Fixture	Zone Rating/Lumen Limit		
				B	U	G
FL	(0°-30°)	271.8	6.1			
FM	(30°-60°)	1522.2	34.4			
FH	(60°-80°)	1636.8	36.9			G1/1800
FVH	(80°-90°)	178.4	4.0			G2/225
BL	(0°-30°)	229.4	5.2	B1/500		
BM	(30°-60°)	391.5	8.8	B1/1000		
BH	(60°-80°)	187.0	4.2	B1/500		G1/500
BVH	(80°-90°)	14.0	0.3			G1/100
UL	(90°-100°)	0.0	0.0		U0/0	
UH	(100°-180°)	0.0	0.0		U0/0	

BUG Rating: B1-U0-G2

Type IV Short





REPORT NUMBER: P141437

CATALOG NUMBER: EMM-F02-LED-E1-SLL-7060

CANDELA DISTRIBUTION (FULL):

	0°	5°	10°	15°	20°	25°	30°	35°	40°	45°	50°
0°	576.0	576.0	576.0	576.0	576.0	576.0	576.0	576.0	576.0	576.0	576.0
2.5°	576.6	577.1	577.1	576.6	576.0	576.6	575.4	576.6	576.0	575.4	576.0
5°	569.2	569.8	570.9	570.9	572.1	574.3	574.9	577.7	579.4	580.0	582.2
7.5°	551.7	554.6	556.2	558.5	561.9	567.5	571.5	578.3	583.4	587.9	594.1
10°	541.0	544.4	547.8	552.9	557.9	565.3	572.1	580.5	587.3	594.1	601.4
12.5°	543.8	547.8	552.3	556.2	564.2	570.9	579.4	589.6	593.0	599.7	605.9
15°	567.0	570.4	573.8	578.3	585.6	593.5	604.8	616.1	618.4	625.7	632.5
17.5°	598.0	598.6	604.2	612.2	618.9	631.9	645.5	660.7	670.3	674.8	678.8
20°	630.2	631.9	641.0	648.3	663.5	680.5	700.2	722.8	730.7	750.5	757.9
22.5°	678.2	677.7	688.4	698.6	715.5	733.6	762.4	793.4	811.5	826.7	832.4
25°	751.1	752.8	751.1	765.8	783.3	812.6	841.4	872.5	883.2	909.8	922.2
27.5°	823.4	836.3	853.9	858.4	879.8	913.7	936.3	969.6	995.6	1002.9	1023.3
30°	890.6	917.7	946.5	970.7	1009.1	1050.4	1084.3	1122.1	1123.8	1137.3	1143.0
32.5°	958.9	1001.2	1043.6	1074.7	1111.9	1166.7	1229.4	1290.9	1331.0	1372.3	1351.4
35°	1044.7	1110.8	1170.1	1218.1	1249.7	1300.5	1372.8	1472.8	1537.2	1586.3	1614.5
37.5°	1123.2	1223.2	1314.1	1382.4	1459.8	1495.9	1543.4	1615.7	1689.6	1735.4	1759.1
40°	1180.8	1317.5	1446.2	1545.1	1643.3	1729.7	1789.6	1848.3	1948.3	2005.3	2009.8
42.5°	1226.0	1399.9	1555.2	1697.0	1841.5	1962.4	2034.7	2109.2	2236.3	2302.4	2297.3
45°	1257.1	1461.5	1654.1	1828.6	2003.6	2161.2	2300.7	2411.3	2541.2	2667.2	2641.7
47.5°	1284.2	1512.3	1732.6	1929.6	2139.7	2336.2	2510.2	2666.0	2837.7	3007.7	3017.8
50°	1311.3	1553.5	1803.7	2030.7	2267.3	2514.1	2724.2	2924.7	3139.3	3355.5	3405.2
52.5°	1348.5	1599.8	1869.8	2122.8	2397.8	2658.1	2892.5	3142.1	3407.5	3616.4	3757.6
55°	1404.5	1664.2	1951.7	2214.8	2514.7	2801.6	3060.8	3348.8	3592.7	3850.8	4051.8
57.5°	1495.9	1750.1	2046.5	2315.3	2627.6	2931.4	3200.8	3502.9	3735.6	4021.9	4274.3
60°	1611.7	1867.0	2153.8	2434.5	2760.3	3113.8	3385.5	3609.1	3842.3	4132.0	4435.9
62.5°	1743.3	1999.1	2284.8	2574.5	2945.0	3327.9	3561.1	3688.7	3892.0	4207.7	4540.3
65°	1859.0	2122.8	2408.0	2715.2	3134.2	3569.6	3676.9	3709.1	3899.4	4238.2	4585.5
67.5°	1953.9	2257.2	2523.2	2829.2	3333.5	3723.2	3679.1	3614.8	3799.4	4164.2	4499.1
70°	2003.6	2317.0	2577.9	2839.4	3375.9	3744.6	3590.5	3415.4	3499.6	3856.5	4136.6
72.5°	1948.8	2270.2	2476.3	2638.9	3122.3	3480.4	3283.8	2953.5	3030.3	3375.9	3448.2
75°	1734.2	2122.2	2242.5	2236.8	2497.2	2682.4	2540.1	2329.5	2525.4	2669.4	2595.4
77.5°	1294.9	1738.2	1805.4	1681.7	1737.1	1892.9	1758.5	1922.3	2160.0	2225.0	2084.9
80°	814.3	1274.0	1281.3	1127.2	1097.8	1158.8	1332.2	1680.6	1907.6	1894.1	1708.8
82.5°	453.5	826.2	904.7	763.5	727.4	877.0	1186.5	1371.7	1341.8	1330.5	1089.3
85°	310.0	564.2	689.5	661.3	731.3	874.7	973.0	869.7	837.5	713.2	578.8
87.5°	125.9	254.1	427.5	491.3	521.2	639.8	560.2	456.3	351.3	333.2	286.3
90°	0.0	0.0	0.0	0.0	0.0	0.0	0.0	0.0	0.0	0.0	0.0



REPORT NUMBER: P141437

CATALOG NUMBER: EMM-F02-LED-E1-SLL-7060

CANDELA DISTRIBUTION (continued):

	55°	60°	65°	70°	75°	80°	85°	90°	95°	100°	105°
0°	576.0	576.0	576.0	576.0	576.0	576.0	576.0	576.0	576.0	576.0	576.0
2.5°	574.3	575.4	575.4	576.0	576.6	577.1	577.1	577.1	577.7	578.3	577.7
5°	582.8	584.5	585.6	585.6	586.7	587.9	589.0	588.4	590.1	591.3	591.8
7.5°	596.3	599.7	602.6	604.8	605.9	605.9	605.9	604.2	605.9	606.5	607.1
10°	605.9	609.9	610.5	612.7	612.2	611.6	610.5	609.3	609.9	611.0	612.7
12.5°	608.8	612.7	613.8	615.5	615.0	614.4	612.2	612.2	611.6	613.3	615.0
15°	631.9	635.3	641.0	635.9	636.4	631.9	628.0	625.7	624.6	625.7	626.8
17.5°	685.0	690.6	688.4	680.5	679.9	670.3	668.6	657.3	657.3	657.3	653.9
20°	757.9	757.3	753.3	745.4	728.5	725.1	712.7	703.6	695.2	693.5	689.5
22.5°	837.5	829.0	826.7	810.4	799.6	779.3	760.7	753.9	746.0	744.3	743.7
25°	914.8	918.2	901.9	893.9	866.8	848.8	838.0	821.1	821.1	818.8	816.0
27.5°	1012.0	1023.3	1005.2	993.9	968.5	943.1	924.4	914.3	903.5	896.2	875.9
30°	1149.2	1156.5	1144.1	1121.0	1089.3	1044.2	1018.7	1007.5	987.7	962.8	929.5
32.5°	1342.3	1332.2	1289.8	1249.2	1207.9	1165.0	1134.5	1114.2	1083.7	1034.0	970.7
35°	1592.5	1505.0	1451.9	1396.0	1348.5	1300.5	1277.4	1240.7	1171.2	1090.5	1005.8
37.5°	1715.6	1676.6	1615.7	1573.9	1517.4	1469.4	1416.9	1354.2	1264.4	1148.6	1031.2
40°	1962.4	1889.0	1841.5	1794.1	1724.6	1659.1	1588.0	1486.9	1342.3	1198.3	1050.9
42.5°	2221.6	2167.4	2081.5	2018.3	1966.3	1857.9	1745.0	1603.8	1422.0	1243.5	1069.0
45°	2559.3	2435.1	2328.9	2275.2	2173.0	2040.9	1909.3	1707.7	1495.4	1290.9	1089.3
47.5°	2898.7	2738.9	2629.3	2529.4	2420.4	2243.1	2038.1	1798.1	1551.8	1330.5	1106.3
50°	3262.9	3052.3	2925.8	2806.1	2626.5	2411.9	2151.0	1872.6	1610.6	1367.7	1121.5
52.5°	3633.4	3367.4	3186.7	3047.2	2824.7	2559.3	2253.2	1950.0	1673.3	1403.9	1134.0
55°	3966.6	3717.0	3483.7	3268.6	3000.9	2692.6	2347.0	2019.4	1729.7	1441.7	1141.9
57.5°	4268.7	4051.3	3772.9	3484.3	3163.0	2816.2	2433.4	2094.5	1782.8	1469.4	1141.3
60°	4475.9	4348.9	4059.8	3707.9	3332.4	2929.8	2537.3	2178.1	1829.7	1489.2	1136.8
62.5°	4625.0	4599.6	4347.2	3923.1	3470.8	3032.0	2637.8	2247.6	1863.6	1491.4	1117.6
65°	4718.2	4749.3	4571.9	4059.8	3548.1	3109.9	2687.5	2253.8	1839.3	1454.1	1066.8
67.5°	4659.5	4739.7	4570.8	4000.5	3474.1	3037.0	2614.6	2149.9	1710.0	1338.4	952.7
70°	4295.2	4415.5	4248.9	3607.4	3112.2	2755.8	2346.4	1846.6	1471.1	1102.3	752.8
72.5°	3369.1	3527.8	3382.1	2942.2	2576.2	2278.1	1974.3	1450.2	1121.5	809.8	506.0
75°	2324.4	2385.4	2298.4	1994.6	1882.2	1765.9	1481.8	974.7	740.9	499.8	297.6
77.5°	1803.1	1582.3	1415.7	1291.5	1289.2	1267.8	969.6	583.4	443.3	275.0	165.5
80°	1355.9	1064.5	878.7	768.6	799.1	893.4	565.3	299.3	229.3	151.9	101.6
82.5°	892.3	679.4	542.1	480.0	485.1	560.2	284.1	164.9	112.9	86.4	66.1
85°	543.8	528.0	471.0	427.5	394.2	385.1	220.8	126.5	62.7	44.6	33.9
87.5°	265.4	314.5	384.0	389.1	334.3	283.5	114.6	36.1	26.5	14.1	10.2
90°	0.0	0.0	0.0	0.0	0.0	0.0	0.0	0.0	0.0	0.0	0.0



REPORT NUMBER: P141437

CATALOG NUMBER: EMM-F02-LED-E1-SLL-7060

CANDELA DISTRIBUTION (continued):

	110°	115°	120°	125°	130°	135°	140°	145°	150°	155°	160°
0°	576.0	576.0	576.0	576.0	576.0	576.0	576.0	576.0	576.0	576.0	576.0
2.5°	578.3	581.1	580.0	579.4	579.4	582.2	582.2	581.1	581.1	581.7	581.7
5°	591.8	594.6	593.5	594.1	595.2	595.8	597.5	595.8	594.6	595.8	595.2
7.5°	607.6	610.5	609.9	611.0	612.2	613.3	614.4	613.8	612.7	612.7	612.2
10°	614.4	620.1	622.3	624.6	627.4	628.5	630.2	630.2	628.0	628.0	625.1
12.5°	618.9	623.4	629.1	632.5	637.6	641.5	643.2	643.8	642.1	639.8	637.0
15°	628.5	631.9	637.6	641.0	647.2	652.2	655.6	655.1	652.8	646.6	638.1
17.5°	652.2	651.7	653.9	656.2	657.9	660.7	659.6	654.5	643.8	632.5	620.6
20°	687.8	687.3	683.9	678.8	672.6	664.7	652.2	637.0	618.9	598.6	580.5
22.5°	738.1	733.0	728.5	714.9	693.5	666.9	634.7	604.8	583.4	563.6	543.8
25°	804.7	792.3	770.3	738.6	704.8	665.2	618.4	578.3	551.2	528.0	508.2
27.5°	846.5	817.7	781.0	737.5	692.3	641.5	589.6	550.0	519.5	494.1	471.5
30°	882.1	830.1	778.7	723.4	666.4	613.8	559.1	516.7	481.1	452.9	425.8
32.5°	901.9	832.4	768.0	701.9	639.8	580.0	520.7	474.9	441.0	406.0	368.8
35°	914.3	825.6	747.7	673.1	604.8	542.7	480.6	430.3	385.7	342.8	305.5
37.5°	917.7	814.3	721.1	641.0	563.0	495.3	436.5	377.8	333.2	286.9	244.0
40°	916.0	792.9	687.8	590.7	508.8	443.3	386.3	332.6	283.5	242.3	201.0
42.5°	909.2	768.6	648.3	549.5	467.0	404.3	351.8	297.6	253.6	209.5	174.5
45°	906.9	744.9	618.4	517.8	438.8	377.2	325.8	273.3	227.0	185.2	150.2
47.5°	901.9	723.4	590.7	493.6	415.6	356.3	303.3	251.9	203.9	166.0	132.1
50°	890.6	700.2	570.4	474.9	396.4	335.4	281.2	225.9	179.0	141.7	115.8
52.5°	878.7	685.6	557.4	456.3	376.1	310.6	256.9	201.0	157.0	122.0	102.2
55°	866.8	674.3	539.9	434.3	349.6	285.2	231.0	179.6	138.4	108.4	94.3
57.5°	853.9	659.0	518.4	406.0	319.6	256.9	202.7	154.2	120.3	97.7	88.1
60°	843.1	637.6	481.1	366.5	279.5	217.4	168.3	128.8	102.2	88.1	84.1
62.5°	814.9	596.3	427.5	308.3	227.0	170.0	128.2	100.5	85.8	79.1	79.6
65°	746.6	504.3	339.4	240.6	159.3	114.1	91.5	76.8	70.0	70.0	71.7
67.5°	629.1	384.0	240.6	153.0	104.5	82.4	70.0	63.8	62.7	63.8	66.6
70°	445.6	249.0	150.8	100.0	78.5	66.6	60.4	58.2	57.0	58.2	59.3
72.5°	274.5	146.8	96.0	77.9	67.2	59.9	55.9	54.2	53.6	53.6	53.1
75°	149.7	98.3	76.8	67.8	61.0	55.3	51.4	48.6	48.0	48.6	47.4
77.5°	95.4	76.8	68.3	62.7	56.5	49.1	45.7	43.5	43.5	42.9	41.8
80°	74.5	68.3	62.7	57.0	47.4	41.8	38.4	37.8	37.3	36.7	36.7
82.5°	55.9	54.2	51.4	46.3	37.8	33.3	31.6	31.6	31.1	29.4	29.4
85°	32.2	31.6	33.9	29.9	25.4	22.0	22.0	22.6	23.2	22.6	20.9
87.5°	10.7	9.0	9.6	9.6	7.9	6.2	8.5	10.2	9.6	8.5	10.2
90°	0.0	0.0	0.0	0.0	0.0	0.0	0.0	0.0	0.0	0.0	0.0



REPORT NUMBER: P141437

CATALOG NUMBER: EMM-F02-LED-E1-SLL-7060

CANDELA DISTRIBUTION (continued):

	165°	170°	175°	180°	185°	190°	195°	200°	205°	210°	215°
0°	576.0	576.0	576.0	576.0	576.0	576.0	576.0	576.0	576.0	576.0	576.0
2.5°	580.0	581.1	583.4	581.1	580.0	580.0	578.8	579.4	577.7	576.0	576.6
5°	594.1	593.0	594.1	592.4	589.0	588.4	586.2	586.2	583.9	581.7	580.5
7.5°	609.9	608.2	608.8	605.4	601.4	598.6	595.8	594.6	591.8	588.4	586.2
10°	622.3	620.6	619.5	615.5	610.5	607.6	603.7	601.4	598.6	594.1	591.8
12.5°	630.2	626.3	624.0	617.2	612.7	609.9	605.4	604.2	600.9	596.9	595.2
15°	628.5	619.5	612.7	604.8	598.6	594.6	590.7	589.6	587.9	586.2	582.8
17.5°	600.9	589.6	582.2	565.8	556.8	552.9	552.3	551.7	550.6	550.6	546.6
20°	562.5	549.5	538.2	522.4	510.5	506.6	495.8	493.0	489.6	493.0	489.6
22.5°	528.0	511.6	498.6	485.7	471.5	460.2	446.1	439.3	429.7	427.5	428.6
25°	491.3	471.0	454.6	439.3	424.1	408.3	395.3	385.7	379.5	371.0	363.1
27.5°	446.7	429.7	407.7	395.3	377.2	359.7	346.2	336.0	324.7	317.9	306.6
30°	401.5	375.5	353.5	336.0	316.2	307.8	294.8	284.1	273.9	266.5	256.9
32.5°	342.8	315.7	292.5	272.2	258.6	246.8	238.9	229.8	224.8	218.5	212.3
35°	280.7	246.8	219.1	210.1	194.8	195.4	191.4	186.9	183.0	177.3	176.8
37.5°	211.8	185.2	167.2	155.9	153.6	150.2	150.8	150.2	149.1	147.4	147.4
40°	167.7	144.0	132.1	129.9	129.9	129.3	128.8	128.8	128.8	127.6	127.1
42.5°	143.4	126.5	122.5	121.4	120.3	119.7	118.6	116.9	116.9	115.8	114.1
45°	126.5	116.9	115.8	114.6	114.6	112.9	111.2	110.1	109.6	109.0	107.9
47.5°	115.8	110.7	109.6	108.4	107.9	106.7	105.0	103.3	102.8	102.2	102.2
50°	103.9	100.5	100.5	100.5	98.8	97.7	96.0	94.9	94.9	94.3	93.7
52.5°	95.4	93.7	93.2	92.6	91.5	89.8	88.7	88.1	87.5	88.1	87.5
55°	91.5	90.4	89.8	88.7	87.5	85.8	84.7	83.0	82.4	83.6	83.6
57.5°	87.0	86.4	85.8	84.7	83.6	81.3	79.6	78.5	78.5	80.2	79.6
60°	85.3	84.7	84.1	83.6	81.9	79.1	76.2	75.1	75.1	76.8	76.8
62.5°	81.3	80.8	80.2	79.6	77.4	75.1	72.3	71.2	71.7	72.8	74.5
65°	74.0	74.5	74.0	74.0	72.3	70.6	68.9	67.8	67.2	67.8	69.5
67.5°	67.2	67.8	67.8	67.8	67.2	65.5	64.4	62.7	61.6	62.1	62.7
70°	61.0	61.6	62.1	62.1	61.0	59.3	57.6	55.9	55.3	55.9	55.9
72.5°	54.2	54.2	54.2	54.8	54.2	53.6	51.4	49.1	49.1	48.6	49.1
75°	47.4	47.4	47.4	47.4	46.3	46.3	45.2	42.9	42.4	42.9	43.5
77.5°	41.8	40.7	40.1	40.1	40.1	39.0	38.4	38.4	37.8	37.8	37.8
80°	34.4	33.3	32.2	31.6	32.2	32.2	33.3	33.3	32.8	32.8	32.8
82.5°	27.1	24.8	24.3	24.3	23.2	24.3	26.5	29.4	28.2	28.8	28.8
85°	19.8	17.5	16.4	16.4	15.2	17.5	20.3	22.6	21.5	22.6	22.0
87.5°	9.0	8.5	6.8	5.6	6.8	10.2	11.9	12.4	10.7	13.0	13.0
90°	0.0	0.0	0.0	0.0	0.0	0.0	0.0	0.0	0.0	0.0	0.0



REPORT NUMBER: P141437

CATALOG NUMBER: EMM-F02-LED-E1-SLL-7060

CANDELA DISTRIBUTION (continued):

	220°	225°	230°	235°	240°	245°	250°	255°	260°	265°	270°
0°	576.0	576.0	576.0	576.0	576.0	576.0	576.0	576.0	576.0	576.0	576.0
2.5°	578.8	576.6	576.0	576.6	575.4	577.1	577.1	576.6	576.6	576.0	577.1
5°	582.2	579.4	577.7	577.7	576.6	578.3	577.1	576.6	576.0	576.0	576.0
7.5°	587.3	583.4	580.5	578.8	576.6	576.6	574.9	573.2	572.1	571.5	571.5
10°	591.8	586.2	581.7	577.7	574.3	571.5	568.7	564.7	563.6	562.5	563.0
12.5°	591.3	585.0	578.3	572.1	564.2	560.8	553.4	548.9	548.9	546.1	547.8
15°	578.8	568.1	558.5	548.3	538.7	532.0	522.9	517.8	515.0	514.5	518.4
17.5°	541.6	531.4	522.4	511.1	498.6	494.1	487.9	485.7	484.0	486.8	489.6
20°	491.3	478.3	469.8	463.1	463.1	461.9	459.1	455.2	451.8	451.2	454.6
22.5°	420.1	415.1	416.8	412.2	412.2	410.0	414.5	407.2	411.1	407.7	409.4
25°	360.9	358.6	357.5	356.9	356.9	360.9	360.3	361.4	357.5	359.7	359.2
27.5°	307.2	304.4	300.4	302.7	304.9	307.8	308.9	309.5	312.9	306.6	308.9
30°	255.8	251.3	254.1	251.9	253.0	252.4	252.4	252.4	254.7	259.2	255.8
32.5°	209.5	207.3	210.1	206.1	206.7	206.7	205.6	203.9	205.0	199.9	203.9
35°	173.4	170.5	172.8	171.1	169.4	164.9	163.2	160.4	160.9	159.8	159.3
37.5°	145.1	144.6	142.9	142.9	141.7	141.2	138.4	138.9	139.5	140.6	140.6
40°	125.4	124.8	124.2	125.4	125.9	126.5	127.6	128.8	130.4	132.1	133.8
42.5°	114.1	114.1	114.1	116.3	118.0	120.8	122.5	124.8	127.1	129.9	132.1
45°	107.3	106.7	107.9	109.6	112.4	115.2	118.0	121.4	124.8	127.6	129.3
47.5°	101.6	101.1	102.2	103.9	106.7	111.2	115.2	119.2	123.1	125.9	127.1
50°	94.3	94.3	94.9	96.6	99.4	103.3	107.3	111.8	115.8	118.0	119.2
52.5°	88.7	89.2	89.2	90.9	93.7	97.1	101.1	105.0	107.9	109.6	111.8
55°	83.0	84.1	84.1	85.8	88.7	92.6	97.7	101.1	104.5	106.7	108.4
57.5°	79.1	79.6	79.6	81.9	85.3	88.7	93.7	98.3	102.2	105.0	107.3
60°	75.7	76.2	75.7	78.5	81.3	85.3	89.8	94.9	100.5	104.5	106.2
62.5°	72.8	72.8	72.3	74.5	76.2	78.5	82.4	88.1	93.2	96.6	98.3
65°	69.5	69.5	68.3	70.6	70.6	74.0	76.8	81.9	85.8	89.8	90.9
67.5°	62.7	63.8	63.2	64.9	67.2	69.5	72.8	76.8	80.8	83.6	85.3
70°	55.9	56.5	58.2	59.3	61.6	62.7	65.5	68.3	72.3	74.0	75.7
72.5°	49.7	50.3	51.4	52.5	54.8	55.9	58.2	60.4	63.8	65.5	67.2
75°	43.5	44.0	44.6	45.7	46.9	48.0	49.1	51.4	53.6	55.9	57.6
77.5°	37.3	37.8	39.5	39.0	40.1	40.7	42.4	43.5	44.6	46.9	49.1
80°	32.8	32.2	33.3	33.9	35.0	35.0	36.1	36.1	37.8	37.8	38.4
82.5°	27.7	27.1	28.2	29.9	30.5	30.5	31.6	29.4	28.8	29.4	31.1
85°	20.9	21.5	22.0	24.3	24.8	24.8	26.0	24.3	22.0	22.0	23.2
87.5°	11.9	9.0	13.0	15.2	15.2	15.8	16.9	16.4	15.8	12.4	13.0
90°	0.0	0.0	0.0	0.0	0.0	0.0	0.0	0.0	0.0	0.0	0.0



REPORT NUMBER: P141437
 CATALOG NUMBER: EMM-F02-LED-E1-SLL-7060

REPORT N
 CATALOG

CANDELA DISTRIBUTION (continued):

CANDELA

	275°	280°	285°	290°	295°	300°	305°	310°	315°	320°	325°	
0°	576.0	576.0	576.0	576.0	576.0	576.0	576.0	576.0	576.0	576.0	576.0	0°
2.5°	576.6	577.1	577.7	578.3	578.8	578.3	579.4	578.3	578.8	577.7	577.1	2.5°
5°	576.0	576.6	576.6	577.7	578.3	576.6	577.7	576.0	576.0	574.9	573.2	5°
7.5°	572.1	573.2	573.2	574.3	574.3	572.6	572.6	569.2	568.1	564.2	561.3	7.5°
10°	564.2	565.8	567.0	569.2	570.4	567.5	565.8	561.9	557.4	552.9	548.3	10°
12.5°	550.6	551.2	555.1	558.5	560.2	561.9	560.8	560.2	555.7	552.9	551.2	12.5°
15°	519.5	524.1	528.0	535.9	541.6	547.8	552.3	557.4	559.6	562.5	563.6	15°
17.5°	492.4	497.5	500.3	507.1	512.8	522.4	534.2	547.2	556.2	567.5	578.3	17.5°
20°	454.6	463.1	465.3	476.1	483.4	495.8	508.8	525.2	543.3	560.8	580.0	20°
22.5°	412.2	416.2	420.7	432.0	441.0	456.9	476.6	499.2	520.1	544.4	572.1	22.5°
25°	360.9	365.9	370.5	382.9	395.9	410.5	434.3	461.9	488.5	520.7	556.8	25°
27.5°	310.0	314.0	321.9	330.9	345.6	361.4	390.8	421.3	451.8	490.7	533.7	27.5°
30°	256.9	260.9	264.9	275.6	290.8	309.5	336.0	372.1	408.3	450.1	500.9	30°
32.5°	206.1	207.3	215.2	223.1	236.1	251.9	280.7	315.7	354.6	405.5	455.7	32.5°
35°	160.9	167.7	171.1	181.8	189.7	206.1	230.4	262.6	303.3	354.6	408.9	35°
37.5°	142.9	145.1	149.7	157.6	168.3	183.0	199.9	224.8	259.8	303.3	354.1	37.5°
40°	136.1	138.4	141.7	148.0	158.1	171.7	185.8	205.6	232.7	267.1	312.9	40°
42.5°	133.8	134.4	135.5	141.2	151.3	166.6	183.5	202.2	223.1	250.7	286.9	42.5°
45°	131.0	131.0	131.6	135.5	144.6	160.4	181.8	205.6	229.3	254.1	284.6	45°
47.5°	128.8	129.3	128.8	130.4	137.2	152.5	176.2	205.0	236.6	268.8	302.1	47.5°
50°	119.7	119.7	120.3	120.8	125.9	140.6	163.8	195.4	234.4	277.8	323.6	50°
52.5°	112.4	113.5	113.5	114.6	118.0	129.9	153.0	186.4	228.7	279.5	341.1	52.5°
55°	110.1	111.2	111.8	111.8	114.1	124.2	146.3	177.9	222.5	277.8	347.9	55°
57.5°	108.4	109.6	110.1	109.6	111.2	119.7	140.0	171.1	215.7	273.9	350.7	57.5°
60°	106.7	107.3	106.2	105.0	105.6	112.9	131.0	161.5	207.8	268.2	349.6	60°
62.5°	98.8	99.4	98.3	97.1	96.0	101.6	118.0	148.0	191.4	255.3	340.5	62.5°
65°	92.0	92.0	92.0	90.9	89.8	93.2	105.0	130.4	168.3	232.1	319.6	65°
67.5°	86.4	85.8	85.8	85.3	84.1	85.3	92.6	110.1	139.5	195.4	281.8	67.5°
70°	77.4	76.8	77.4	76.8	75.7	75.7	79.1	88.7	108.4	143.4	219.1	70°
72.5°	68.3	68.9	70.0	70.0	70.0	70.6	70.6	73.4	84.1	102.8	149.1	72.5°
75°	58.7	59.3	61.0	63.2	62.1	62.7	62.7	64.4	70.0	81.3	104.5	75°
77.5°	49.7	51.4	53.6	54.2	52.5	52.5	53.6	56.5	61.6	68.3	79.6	77.5°
80°	40.7	42.9	43.5	44.6	45.2	45.2	46.3	48.6	53.6	62.1	71.2	80°
82.5°	32.2	33.9	35.6	37.3	38.4	40.1	40.7	41.8	46.9	55.3	65.5	82.5°
85°	24.3	26.0	28.2	29.9	31.1	32.8	32.2	32.8	35.6	42.4	49.7	85°
87.5°	14.7	14.7	16.4	16.9	17.5	17.5	18.6	16.4	17.5	22.6	27.1	87.5°
90°	0.0	0.0	0.0	0.0	0.0	0.0	0.0	0.0	0.0	0.0	0.0	90°



NUMBER: P141437

NUMBER: EMM-F02-LED-E1-SLL-7060

DISTRIBUTION (continued):

330°	335°	340°	345°	350°	355°	360°
576.0	576.0	576.0	576.0	576.0	576.0	576.0
577.7	577.1	576.6	577.1	578.3	578.3	576.6
573.8	572.1	570.9	570.9	570.9	570.4	569.2
560.2	557.4	555.7	554.6	554.0	554.0	551.7
545.5	543.8	540.4	539.3	539.9	541.6	541.0
548.9	543.8	542.1	542.1	541.6	544.4	543.8
567.5	567.5	565.3	564.7	563.6	567.0	567.0
587.3	592.4	594.6	592.4	593.0	593.5	598.0
598.0	612.7	620.6	626.8	627.4	630.8	630.2
599.7	626.3	647.2	660.7	673.1	679.4	678.2
591.3	628.0	664.7	699.1	725.1	739.2	751.1
580.0	623.4	670.9	719.4	761.8	799.6	823.4
553.4	608.8	669.8	731.9	792.3	846.5	890.6
516.2	580.0	652.8	734.7	819.4	894.5	958.9
466.5	534.8	623.4	724.0	835.8	947.6	1044.7
412.8	487.9	585.0	705.9	844.3	989.9	1123.2
365.9	439.9	546.1	682.7	843.1	1017.6	1180.8
335.4	404.9	512.2	660.7	837.5	1033.4	1226.0
325.3	388.0	489.6	643.2	834.1	1044.7	1257.1
338.8	393.0	484.5	635.3	833.0	1057.7	1284.2
370.5	421.3	503.7	648.3	843.1	1070.7	1311.3
400.4	460.8	545.5	685.6	881.0	1108.5	1348.5
424.7	503.7	590.7	734.7	935.2	1167.3	1404.5
438.2	537.0	649.4	803.0	1009.1	1253.7	1495.9
443.9	560.2	699.7	874.7	1102.3	1352.5	1611.7
441.6	570.9	735.8	940.3	1186.5	1460.9	1743.3
427.5	570.9	758.4	992.8	1257.1	1547.3	1859.0
393.6	551.2	760.7	1023.3	1311.3	1620.2	1953.9
331.5	494.1	722.8	1019.9	1328.2	1643.3	2003.6
232.1	368.8	603.1	921.6	1255.9	1588.5	1948.8
144.0	229.8	432.0	712.7	1045.3	1348.0	1734.2
101.1	139.5	247.3	451.2	719.4	1004.6	1294.9
84.1	102.8	141.2	248.5	432.6	618.9	814.3
72.8	83.0	98.3	141.7	220.2	329.8	453.5
54.2	60.4	67.8	93.2	138.9	203.9	310.0
22.0	24.8	27.7	37.3	85.3	117.5	125.9
0.0	0.0	0.0	0.0	0.0	0.0	0.0

(END OF REPORT)